

ALTMAN

Catalog number:
UV-705



400 Watts

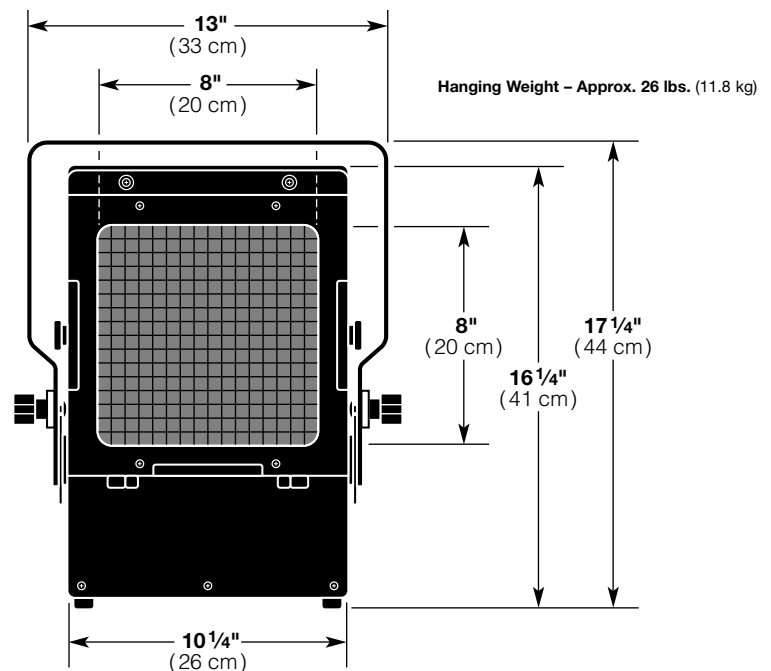
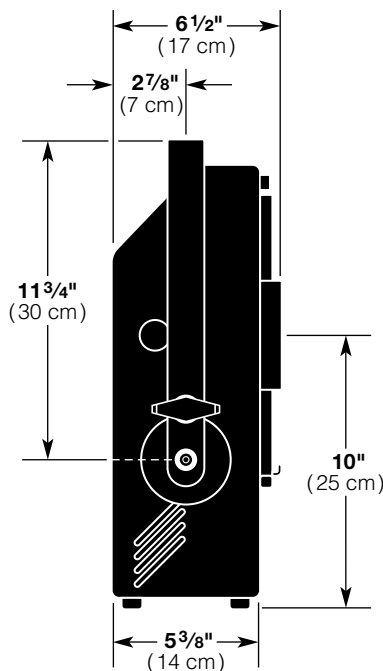
UV-705 blacklight floodlight

The Altman UV-705 is a compact, high output blacklight floodlight. It is designed to provide a wash of high intensity illumination of fluorescent materials at distances up to 40 feet. The luminaire does not require any fans for cooling, resulting in extremely quiet operation. The UV-705 comes equipped with an easy-to-use focusing mechanism that allows for adjustments from wide to very wide flood settings. A special lens filters out harmful UV-B and UV-C wavelengths and almost all visible light, and is provided with an integral wire mesh safety screen.

Features

- Compact, rugged construction
- Extremely quiet operation
- Integrated ballast and ignitor
- Integrated wire mesh safety screen
- Automatic safety cutoff switch
- UV-A filter lens
- Lamp access through lens door
- Wide to very wide field adjustment
- Yoke supplied with dual positive locking dogs
- E.T.L. and c.E.T.L. listed for 400 watts

Specifications may vary
from time of printing.



ALTMAN

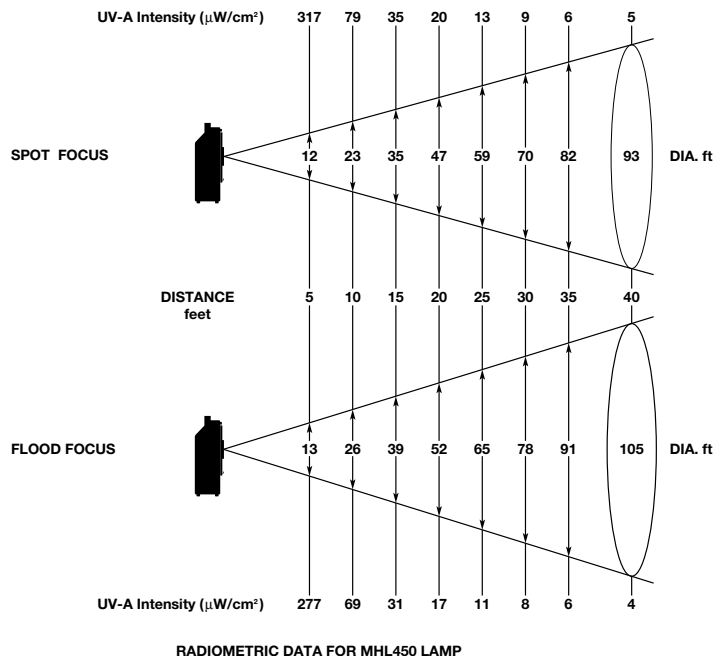
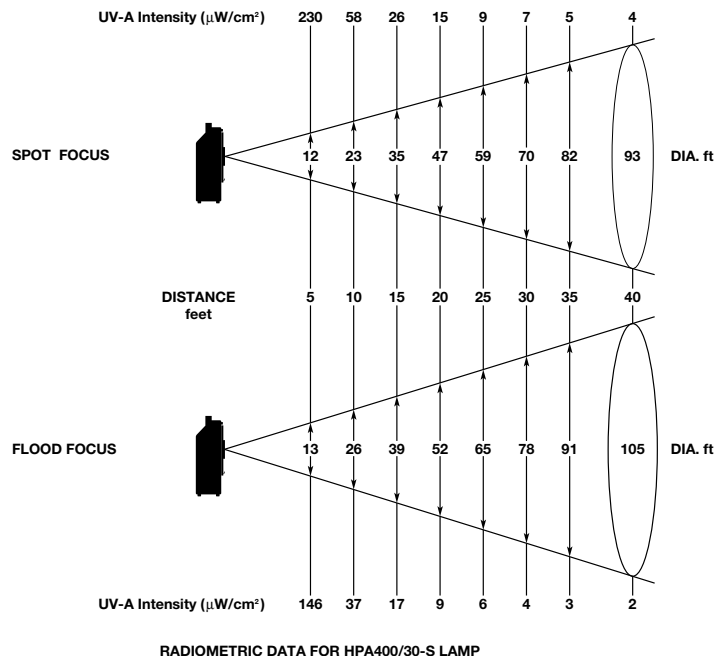
T H E Q U A L I T Y O F L I G H T

Altman Stage Lighting Company, Inc.
57 Alexander Street, Yonkers, NY 10701

914-476-7987

212-569-7777

FAX: 914-963-7304



Specifications

LAMPHOUSE: Sheet aluminum and sheet steel construction. Provided with 4 non-skid rubber feet.

MATERIAL: Construction employs all corrosion-resistant materials and hardware.

LAMP: 380-400 watt double ended Metal Halide.

BALLAST: 400 Watts (Magnetic), integral with luminaire.

RATING: 120 volts 60 Hz AC operation. (208 – 240 volts, 50 or 60Hz available).

SOCKET: Two RSCB sockets.

CABLE: 16/3 SOW provided with male edison plug.

POWER SWITCH: ON/OFF rocker switch, illuminated in ON position.

CIRCUIT PROTECTION: 5 amp 3AG fuse for short circuits and overloads. Automatic safety switch disconnects power if access door is opened.

YOKE: 3/16" x 10 1/4" flat steel with dual locking dog tilt handles.

LENS: Tempered borosilicate UV-A filter lens. Wire safety mesh installed.

REFLECTOR: Diffused etched aluminum.

ACCESS DOOR: Hinged, allows access to lamp for replacement and to lens and reflector for cleaning. Toolless relamping.

BLACKLIGHT PERFORMANCE CHART

Fixture Type	Focus	1/2 Power Angle (Degrees)	1/10 Power Angle (Degrees)
UV-705	Spot	30°	99°
	Flood	35°	106°

LAMP DATA

Lamp Type	Watts	Volts (Nominal)	Volts (Striking)	Peak Spectrum (UV-A)	Rated Life (Hours)	Burning Position
HPA400/30-S	380	133	5KV	350-365nm	500	HOR $\pm 10^\circ$
MHL450	400	130	4KV	360-375nm	500	HOR $\pm 10^\circ$

FOCUSING: Dual side mounted focus knobs allow for wide to very wide field adjustments.

FINISH: Baked black enamel, electrostatic application.

ACCESSORIES: Accepts standard 10" accessories.

WEIGHT: Approx. 26 lbs.

Accessories

Supplied with luminaire

SC	380 Watt UV Lamp
510-HD	Safety Cable
	Heavy Duty Pipe Clamp

Additional Accessories

8-BD-4	4-Way Barn Doors
--------	------------------