


ALTMAN

Catalog number:

R40

2400 Watts Per Circuit

PAR38/R40 Borderlight



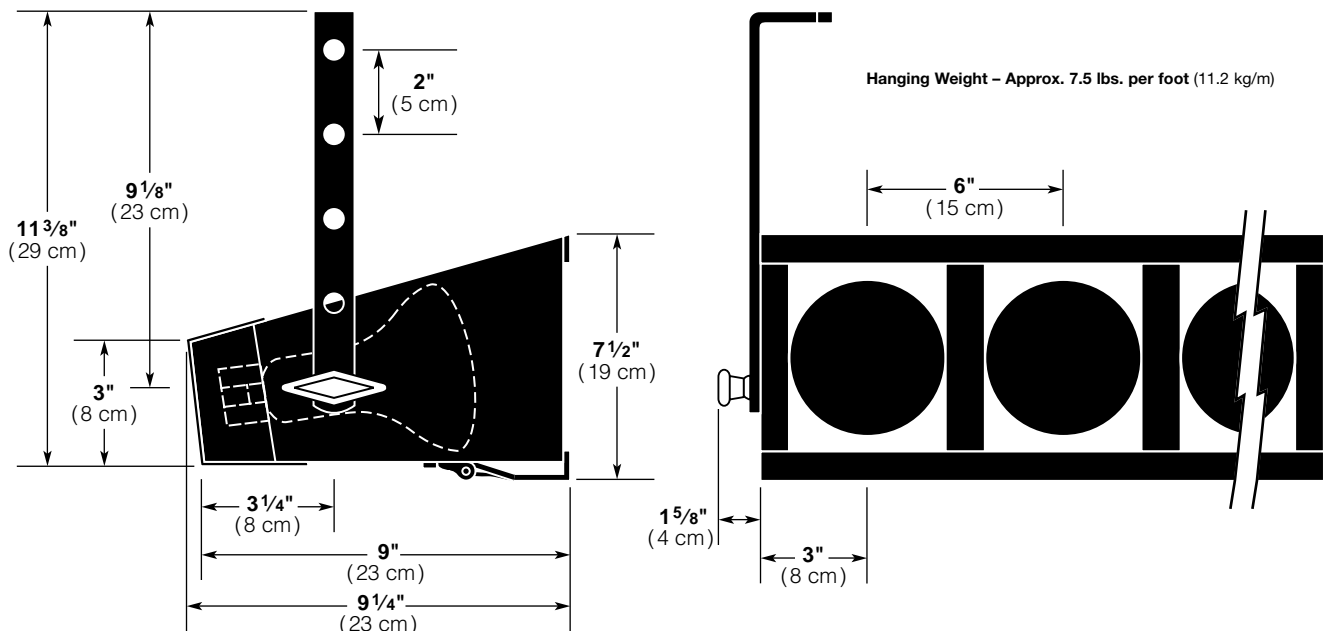
The R40 borderlight is a multi-lamp, compartmented striplighting luminaire designed for use as a general wash of light. It is available wired for either three or four circuit operation for color separation or blending. The R40 borderlight is manufactured in portable lengths of 6 feet, three or four circuit; 7.5 feet, three circuit; and 8 feet, four circuit. The R40 is also available in custom lengths and custom circuitry with sockets on 6 inch centers. The luminaire can be used as a toning or fill light or for cyclorama lighting from both top and bottom.

Features

- 20 gauge steel housing
- Medium screw base sockets on 6 inch centers
- Spring loaded color frame holder
- Combination glass roundel or sheet color filter frame available

- Hanging hardware included
- Compartmented for color separation
- Three 36 inch lead wires per circuit on portable units
- 3 and 4 circuit portable units have feed through wiring
- U.L. and c.U.L. listed for 300 watt lamps

Specifications may vary from time of printing.



ALTMAN

T H E Q U A L I T Y O F L I G H T

Altman Stage Lighting Company, Inc.
57 Alexander Street, Yonkers, NY 10701

914-476-7987

212-569-7777

FAX: 914-963-7304

ALTMAN

Catalog number:

R40

PAR38/R40 Borderlight

Specifications

HOUSING: Die-cast aluminum and 20 gauge sheet steel construction.

MATERIALS: Construction employs all corrosion-resistant materials and hardware.

RATING: 120 volts AC operation, 20 amps per circuit, 2400 watts maximum per circuit. 300 watt maximum lamps.

SOCKETS: Medium screw base, toolless relamping.

AUXILIARY CIRCUITS: Female receptacles may be provided in cover allowing the borderlight to double as a connector strip. Available only on units provided with a junction box for permanent installations.

CABLE: (When provided) 36" Teflon and/or silicone-fiberglass leads encased in black fiberglass sleeving. 3 and 4 circuit portable units are feed through wired.

JUNCTION BOX: (When provided) 16 gauge steel provided with knockouts and terminal strip. Connected to fixture via insulated threaded nipples provided with insulated bushings. Available on units designed for permanent installations.

TRUNNIONS: Rigid 16 gauge steel, two mounting positions.

HANGING ARMS: 3/16" strap steel, five mounting positions.

HANGING CHAIN: 40" 2/0 zinc plated steel bowtie chain. One length per 5' provided for units over 10' in length.

FINISH: Baked black enamel, electrostatic application.

ACCESSORIES: Accepts 5 3/4" x 6 3/4" color frames or combination color frames. Color frame holder retaining latch is self-closing.

WEIGHT: Approx. 7 1/2 lbs. per foot.

Accessories

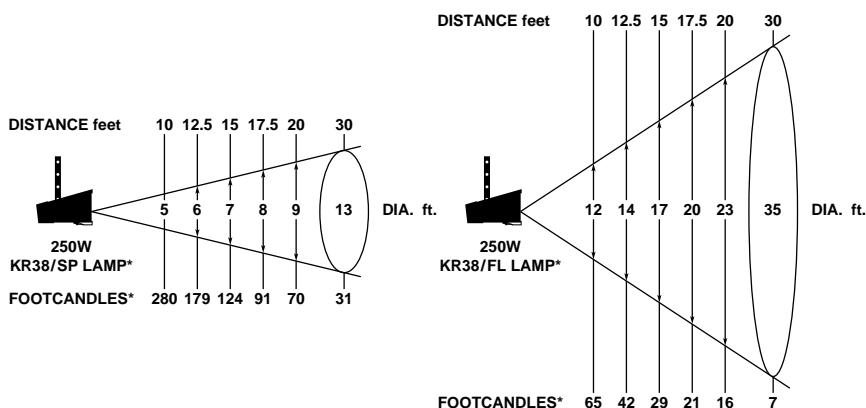
Supplied with luminaire

R40-COMBO	Combination Color Frame
	OR
R40-CF	5 3/4" x 6 3/4" Color Frame
508	Hanging Arm with Pipe Clamp, pair
	OR
FT	Floor Trunnion, pair

Additional Accessories

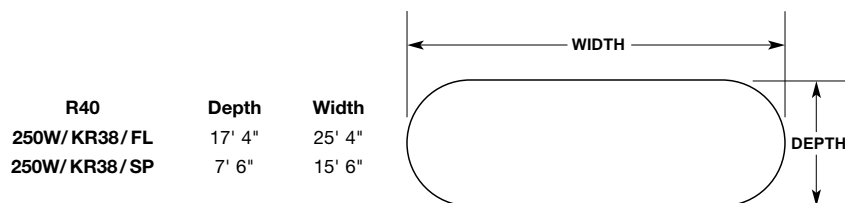
CFT	Castered Floor Trunnion, pair
RNDL-5-*	5 5/8" Roundels
RNDL-5-50-*	5 5/8" 50° Spread Roundels

*Substitute color: RED = red, BLU = blue, GRN = green, AMB = amber, CLR = clear.



*All photometric data for single lamp only.
Actual photometrics dependent on total number of lamps in fixture.
Beam intensities compound due to overlapping of beam patterns.

APPROXIMATE PATTERN OF LIGHT ON STAGE FLOOR WHEN AN 8 FOOT STRIPLIGHT IS FLOWN 15 FEET ABOVE STAGE FLOOR.



LAMP DATA

Watts	Manufacturer Lamp Code	Candlepower (Candela)	Color Temp (°K)	Rated Life (Hours)	Field Angle (Degrees)
75	75R30 FL	430	2700	2000	60°
75	75R30 SP	1,730	2700	2000	50°
75	75PAR FL	1,500	2700	2000	57°
75	75PAR SP	3,800	2700	2000	27°
100	100R/ FL	900	2775	2000	60°
100	100R/ SP	5,000	2775	2000	36°
120	120PAR/ FL/ SS	4,000	2725	2000	60°
120	120PAR/ SP/ SS	11,000	2725	2000	28°
150	150R/ FL	1,040	2775	2000	60°
150	150R/ SP	5,400	2775	2000	49°
150	150PAR38/ VWFL	1,000	2775	2000	120°
150	150PAR38/ FL	3,600	2775	2000	60°
150	150PAR38/ SP	11,000	2775	2000	30°
200	200R/ FL	2,000	2775	2000	60°
200	200R/ SP	12,000	2775	2000	34°
250	250KR38/ FL	6,000	2850	4000	60°
250	250KR38/ SP	14,200	2850	4000	35°
250	Q250PAR38/ FL	6,500	2900	6000	60°
250	Q250PAR38/ SP	28,000	2900	6000	24°
300	300R/ FL	1,950	2775	2000	60°
300	300R/ SP	8,900	2775	2000	60°

When ordering **R40** borderlights, specify the following:

- 1) The number of circuits. (No more than 2400 watts total may be connected to a circuit).
- 2) Custom wiring schemes if desired.
- 3) The total length of the borderlight. Any length available in 6" increments.

- 4) The hardware: **508** Hanging Arms with Pipe Clamps are standard equipment. **FT** Floor Trunnions may be substituted. Hanging chain is provided for units over 10 feet in length.
- 5) The color frames: **R40-COMBO** Combination Color Frames are standard equipment. Flat Color Frames, catalog number **R40-CF** may be substituted.

Standard **R40** borderlights are as follows:

6', 3 or 4 circuit, 12 lamp 7' 6", 3 circuit, 15 lamp 8', 4 circuit, 16 lamp

ALTMAN

T H E Q U A L I T Y O F L I G H T

Altman Stage Lighting Company, Inc.
57 Alexander Street, Yonkers, NY 10701

914-476-7987

212-569-7777

FAX: 914-963-7304