



100

100 Watt

3" fresnel

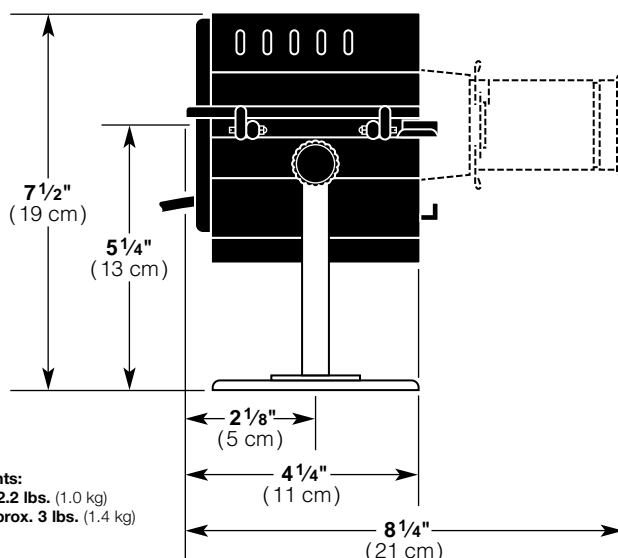
A lightweight, very short throw, all purpose lighting device, the 100 produces a soft edged beam which varies in diameter from 4.2 feet to 10.4 feet at a throw distance of 10 feet. The 100 is designed for incandescent lamps as well as tungsten halogen lamps. The unit is used in theatre for specials or in television and photographic studios for table top applications. Other uses include nightclubs, museums and show windows where soft edged controlled lighting is required. With the installation of the 99 Picture Frame Adapter, this device becomes a perfect, low brightness framing projector for residential, gallery, and museum use. This rotatable, chrome plated adapter inserts directly in place of the 3" Fresnel lens and is adjustable for a soft or a hard edged focus. Four completely adjustable and removable framing shutters are included.

100 w/99
Picture Frame
Adapter installed

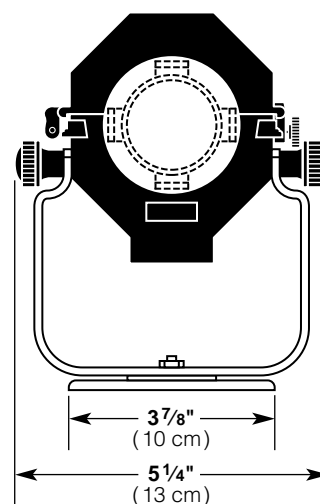
Specifications may vary from time of printing.

Features

- 3" Heat resisting Fresnel lens
- Die-cast aluminum construction
- Double contact bayonet socket
- Specular spherical Alzak aluminum reflector
- Spot to flood focus adjustment
- Rotatable picture frame adapter available
- Three 36" Teflon lead wires
- Plated steel color frame included
- 3 7/8" Cast aluminum mounting base included
- U.L. and c.U.L. listed for 100 watts



Hanging Weights:
100 - Approx. 2.2 lbs. (1.0 kg)
100 w/99 - Approx. 3 lbs. (1.4 kg)



3" Fresnel

Specifications

HEAD: Die-cast aluminum construction.

MATERIALS: Construction employs all corrosion-resistant materials and hardware.

RATING: 120/240 volts AC/DC operation, .83/.42 amps, 100 watts maximum.

SOCKET: Double contact bayonet socket, toolless relamping.

CABLE: 36" leads encased in black fiberglass sleeving.

YOKE: Rigid plated flat steel.

BASE: Die-cast aluminum construction with three 1/4" mounting holes.

LENS: Pyrex fresnel lens with stippling on flat surface.

REFLECTOR: Alzak aluminum, spherical design.

ACCESS DOOR: Hinged, can be opened without use of tools, allowing access to lens and reflector.

FOCUSING: Adjustable with locking thumb screw on bottom surface.

FINISH: Baked black enamel, electrostatic application.

ACCESSORIES: Accepts standard 3 3/4" accessories and rotatable picture frame adapter.

WEIGHT: Approx. 2.2 lbs. for 100, & approx. 3 lbs. for 100 with 99 installed.

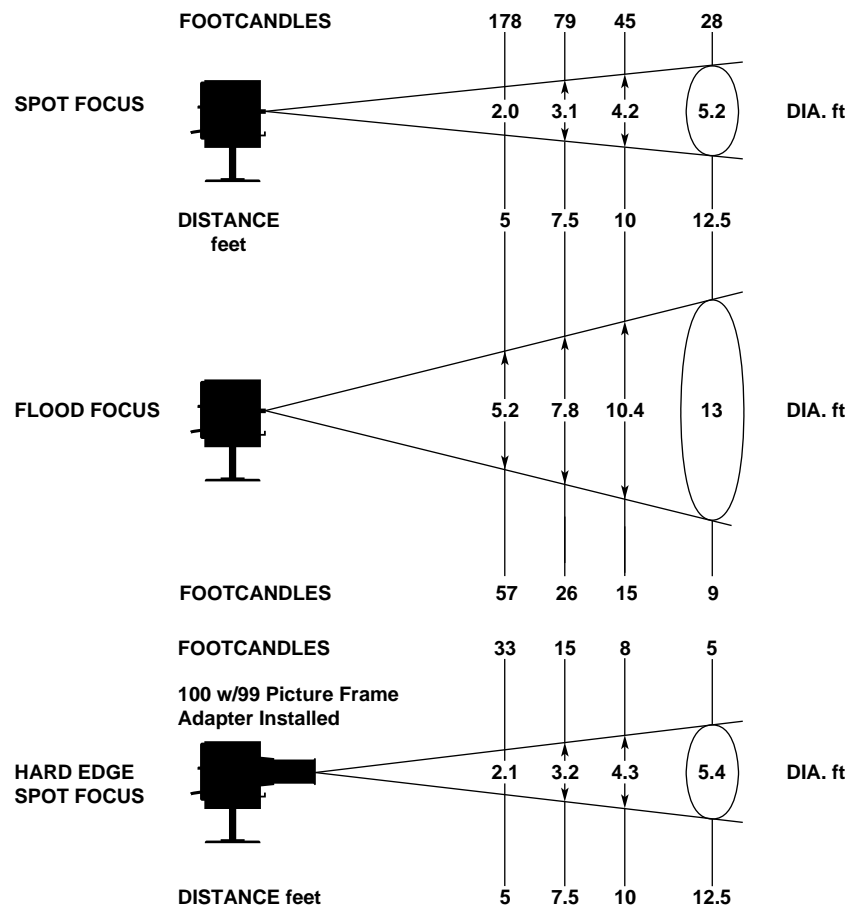
Accessories

Supplied with luminaire

100-CF Color Frame, 3 3/4" x 3 3/4"

Additional Accessories

99 Picture Frame Adapter
510-B Cast Aluminum Baby Pipe
Clamp, 10-32 Thread
100-BD 2-Way Barn Doors
100-SN Snoot



PHOTOMETRIC DATA FOR ESR LAMP

3" FRESNEL PERFORMANCE CHART WITH ESR LAMP					
Fixture Type	Focus	Candlepower (Candela)	Beam Angle (Degrees)	Field Angle (Degrees)	Efficiency (%)
100	Spot	4450	10°	23.5°	9
	Flood	1475	34°	55°	22
100 w/99	—	830	21°	24.2°	4

LAMP DATA							
Fixture Series	Watts	ANSI Code	Manufacturer Lamp Code	Color Temp (°K)	Rated Life (Hours)	Rated Lumens	Correction Factor
3" Fresnel	100	—	100G16 1/2/29DC	2850	200	1660	.88
	100	ESR	100Q/CL/DC	3000	1000	1900	1.00