

# ALTMAN

Catalog number:

65Q 165Q

65 165

750 Watt

## 6" fresnel

A lightweight, short throw, all purpose lighting device the 6" fresnel produces a soft edged beam which varies in diameter from 4.2 feet to 21 feet at a throw distance of 15 feet for the 65Q and 165Q, and 5 feet to 19 feet at a throw distance of 15 feet for the 65 and 165. The 65Q and 165Q are designed for operation with the long life, high intensity tungsten halogen lamps. The 65 and 165 are designed for operation with incandescent lamps, but the tungsten halogen lamps may be used as well. The Luminaire is used in theatre for acting area lighting where beam shaping is not required or in television studios for key and backlighting. Other uses include nightclubs, museums and show windows where soft edge controlled lighting is required.

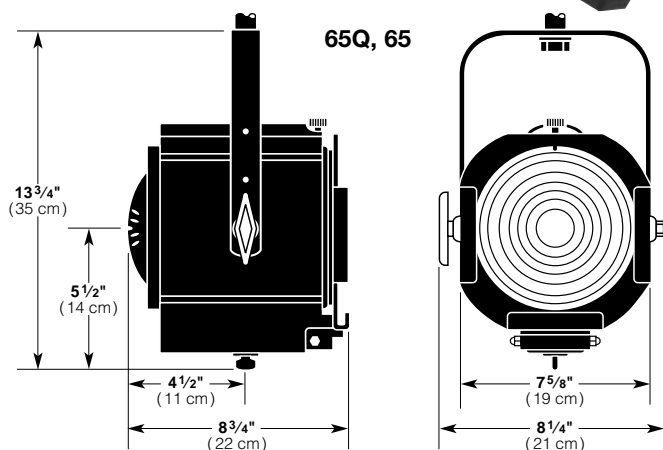
65Q, 65

165Q, 165

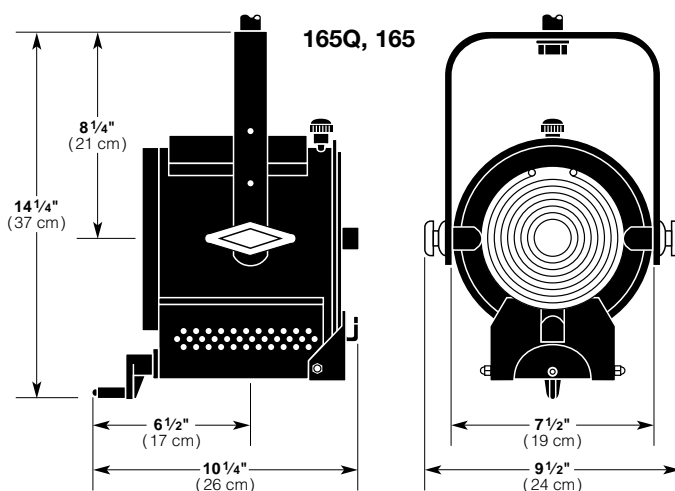
Specifications may vary from time of printing.

### Features

- 6" Heat resisting Fresnel lens
- Sheet steel welded construction
- Medium prefocus socket
- Specular spherical Alzak aluminum reflector
- Spot to flood focus adjustment
- Three 36" Teflon lead wires
- Up to 25 feet of Hi-Temp rubber cable optional
- Plated steel color frame included
- U.L. and c.U.L. listed for 750 watts



Hanging Weight – Approx. 9 lbs. (4.1 kg)



Hanging Weight – Approx. 10 1/2 lbs. (4.8 kg)

# ALTMAN

T H E Q U A L I T Y O F L I G H T

Altman Stage Lighting Company, Inc.

57 Alexander Street, Yonkers, NY 10701

914-476-7987

212-569-7777

FAX: 914-963-7304

# ALTMAN

Catalog number:

65Q 165Q

65 165

## 6" Fresnel

## Specifications

**HOUSING:** Sheet steel construction.

**MATERIALS:** Construction employs all corrosion-resistant materials and hardware.

**RATING:** 120/240 volts AC/DC operation, 6.3/3.1 amps, 750 watts maximum.

**SOCKET:** Altman medium prefocus, toolless relamping.

**CABLE:** 36" Teflon leads encased in black fiberglass sleeving. Hi-Temp rubber cable optional, up to 25'.

**YOKE:** Rigid flat steel with dual handles.

**LENS:** Pyrex fresnel lens with stippling on flat surface.

**REFLECTOR:** Alzak aluminum, spherical design.

**ACCESS DOOR:** Hinged, can be opened without use of tools, allowing access to lens and reflector.

**FOCUSING:** Adjustable with locking thumb screw on bottom surface with 65 and 65Q. Adjustable with easy operated rear mounted screw feed with 165 and 165Q.

**FINISH:** Baked black enamel, electrostatic application.

**ACCESSORIES:** Accepts standard 7 1/2" accessories.

**WEIGHT:** Approx. 9 lbs. for 65 and 65Q, & approx. 10 1/2 lbs. for 165 and 165Q.

## Accessories

Supplied with luminaire

6-CF

Color Frame

## Additional Accessories

6-CFB

Black Color Frame

510

Malleable Iron Pipe Clamp

SC

Safety Cable with Spring Clip

6-BD-4

4-Way Barn Doors

6-SN

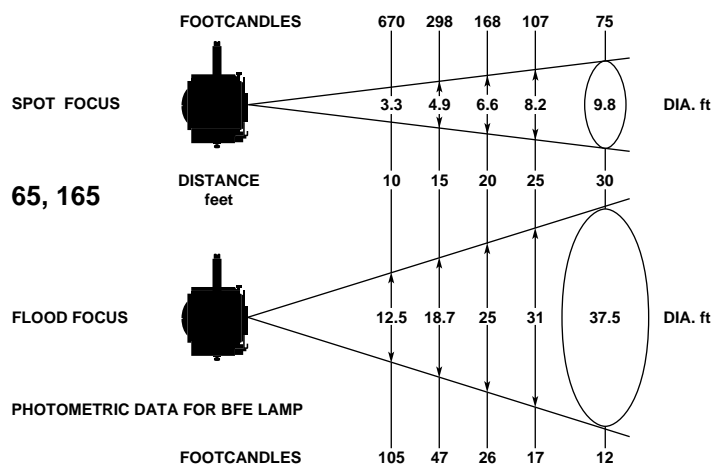
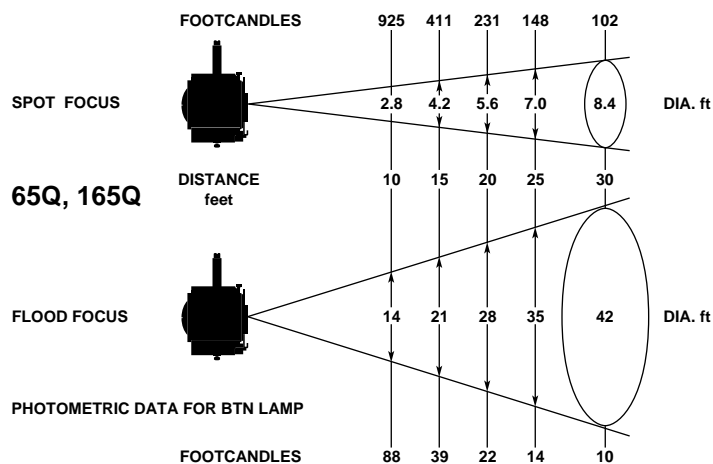
Snoot

195A-6

Color Wheel

404-6

Motorized Color Wheel



6" FRESNEL PERFORMANCE CHART WITH BTN LAMP					
Fixture Type	Focus	Candlepower (Candela)	Beam Angle (Degrees)	Field Angle (Degrees)	Efficiency (%)
#65Q & #165Q	Spot	92,500	8.8°	16°	14.8
	Flood	8,800	59°	70°	47.3
#65 & #165	Spot	67,000	10.4°	18.6°	13
	Flood	10,500	53°	64°	30.8

LAMP DATA							
Fixture Series	Watts	ANSI Code	Manufacturer Lamp Code	Color Temp (°K)	Rated Life (Hours)	Rated Lumens	Correction Factor
Incandescent Lamps							
6" Fresnel	500	DNW	500 T20/64	2900	500	10,000	.59
	500		500 T20/48	3000	200	11,000	.65
	750	BFE	750 T20P/SP	3000	200	17,000	1.0
Tungsten Halogen Lamps							
6" Fresnel	500	BTL	Q500 T6/CL/P	3050	500	11,000	.65
	500	BTM		3200	100	13,000	.76
	750	BTN	Q750 T7/CL/2P	3050	500	17,000	1.0
	750	BTP	Q750 T7/4CL/2P	3200	200	20,000	1.2

# ALTMAN

T H E Q U A L I T Y O F L I G H T

Altman Stage Lighting Company, Inc.  
57 Alexander Street, Yonkers, NY 10701

914-476-7987

212-569-7777

FAX: 914-963-7304