

# ALTMAN

Catalog number:

**1KAF-MPF**

**1KAF-MBP**

1000 Watt

## 6" die-cast fresnel

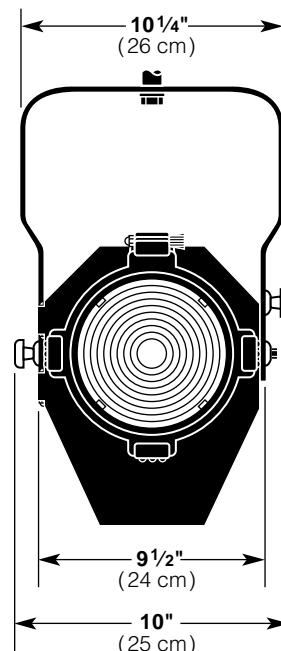
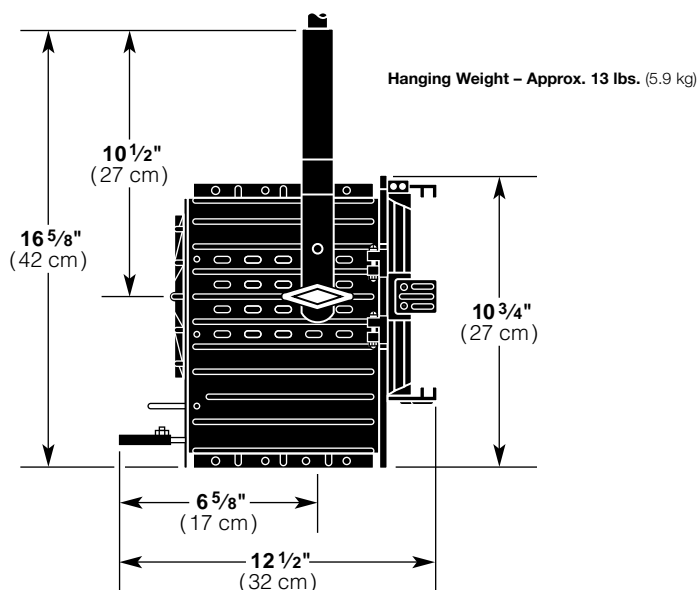
A basic set lighting device for stage, studio and television; the 1KAF produces a soft edged beam which varies in diameter from 5.7 feet to 39 feet at a throw distance of 25 feet. The 1KAF is designed for operation with long life, high intensity, tungsten halogen lamps, with either medium bi-post or prefocus bases. The luminaire is used in theatre for acting area lighting where beam shaping is not required, or in the studio as a key-light or back-light when a smooth even beam is required. Constructed of cast aluminum and designed to withstand trouping, the 1KAF is also used in nightclubs, museums and showrooms where high intensity, soft edged controlled lighting is required.



Specifications may vary from time of printing.

### Features

- 6" Heat resisting Fresnel lens
- Rugged lightweight die-cast aluminum
- Medium prefocus socket
- Medium bi-post socket optional
- Specular spherical Alzak aluminum reflector
- Spot to flood focus adjustment with unique quick set adjustment lever
- Three 36" Teflon lead wires
- Up to 25 feet of Hi-Temp rubber cable optional
- Plated steel color frame included
- Safety screen provided
- U.L. and c.U.L. listed for 1000 watts



# ALTMAN

T H E Q U A L I T Y O F L I G H T

**Altman Stage Lighting Company, Inc.**

57 Alexander Street, Yonkers, NY 10701

914-476-7987

212-569-7777

FAX: 914-963-7304

## 6" Die-Cast Fresnel

### Specifications

**HOUSING:** Die-cast aluminum construction.

**MATERIALS:** Construction employs all corrosion-resistant materials and hardware.

**RATING:** 120/240 volts AC/DC operation, 8.3/4.2 amps, 1000 watts maximum.

**SOCKET:** Altman medium prefocus for the 1KAF-MPF, and Altman medium bi-post G22 for the 1KAF-MBP. Toolless relamping for both.

**CABLE:** 36" Teflon leads encased in black fiberglass sleeving. Hi-Temp rubber cable optional, up to 25'.

**YOKE:** Rigid flat aluminum with locking dog tilt handle.

**LENS:** High quality Suprax borosilicate lens with stippling on flat surface.

**REFLECTOR:** Alzak aluminum, spherical design.

**ACCESS DOOR:** Hinged, can be opened without use of tools, allowing access to lens and reflector.

**FOCUSING:** Adjustable with easy operated rear mounted focus lever. Lever outfitted with heat resistant knob.

**FINISH:** Baked black enamel, electrostatic application.

**ACCESSORIES:** Accepts standard 7 1/2" accessories. Front end accessory holder has spring loaded safety latch. Safety screen provided.

**WEIGHT:** Approx. 13 lbs.

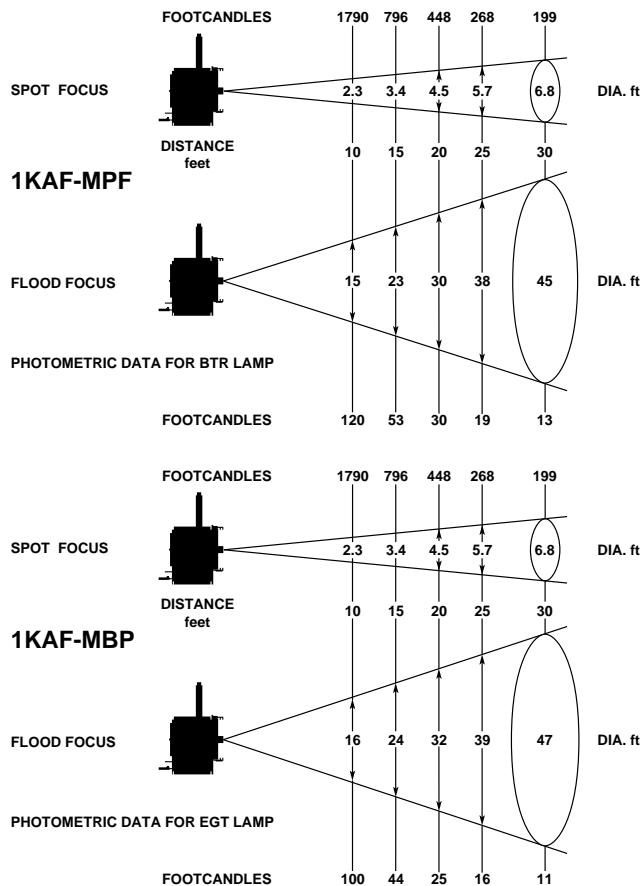
### Accessories

Supplied with luminaire

6-CF Color Frame, 7 1/2" x 7 1/2"

### Additional Accessories

6-CFB Black Color Frame, 7 1/2" x 7 1/2"  
510 Malleable Iron Pipe Clamp  
SC Safety Cable with Spring Clip  
6-BD-4 4-Way Barn Doors  
6-SN Snoot  
195A-6 Color Wheel  
404-6 Motorized Color Wheel



6" DIE-CAST FRESNEL PERFORMANCE CHART WITH BTR LAMP					
Fixture Type	Focus	Candlepower (Candela)	Beam Angle (Degrees)	Field Angle (Degrees)	Efficiency (%)
1KAF-MPF	Spot	179,000	6.4°	12.2°	8.6
	Flood	12,000	69.2°	73.8°	34.6

6" DIE-CAST FRESNEL PERFORMANCE CHART WITH EGT LAMP					
Fixture Type	Focus	Candlepower (Candela)	Beam Angle (Degrees)	Field Angle (Degrees)	Efficiency (%)
1KAF-MBP	Spot	179,000	6.4°	12.9°	9.4
	Flood	10,000	70.5°	76.5°	49.5

LAMP DATA							
Fixture Series	Watts	ANSI Code	Manufacturer Lamp Code	Color Temp (°K)	Rated Life (Hours)	Rated Lumens	Correction Factor
1KAF-MBP	500	EGN		3200	100	13,000	.47
	750	EGR	Q750T7/4CL	3200	200	20,000	.73
	1000	EGT	Q1000T7/4CL	3200	250	27,500	1.00
1KAF-MPF	300	EEX		3200	50	7,200	.26
	500	BTL	Q500T6/CL/P	3050	500	11,000	.40
	500	BTM		3200	100	13,000	.47
	750	BTN	Q750T7/CL/2P	3050	500	17,000	.62
	750	BTP	Q750T7/4CL/2P	3200	200	20,000	.73
	1000	BTR	Q1000T7/4CL/2P	3200	250	27,500	1.00