

ALTMAN

Catalog number:

75Q

175Q

1000 Watt

8" fresnel

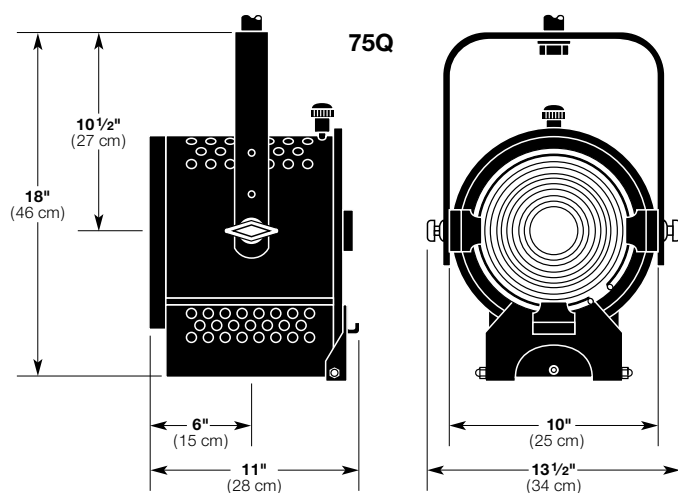
A lightweight, long throw, all purpose lighting device the 8" fresnel produces a soft edged beam which varies in diameter from 6.3 feet to 25 feet at a throw distance of 30 feet. The 75Q and 175Q are designed for operation with the long life, high intensity tungsten halogen lamps. The Luminaire is used in theatre for acting area lighting where beam shaping is not required or in television studios for key and backlighting. Other uses include nightclubs, museums and show windows where soft edge controlled lighting is required.

Features

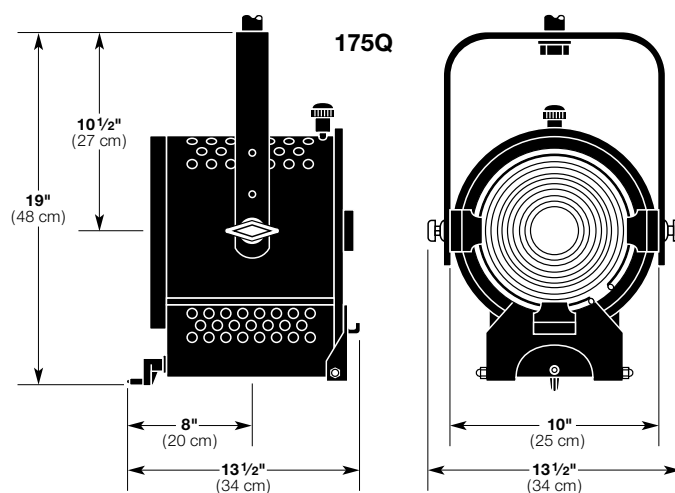
- 8" Heat resisting Fresnel lens
- Sheet steel welded construction
- Mogul prefocus socket
- Specular spherical Alzak aluminum reflector
- Spot to flood focus adjustment
- Three 36" Teflon lead wires
- Plated steel color frame included
- U.L. and c.U.L. listed for 1000 watts



Specifications may vary from time of printing.



Hanging Weight – Approx. 17 1/2 lbs. (7.9 kg)



Hanging Weight – Approx. 18 lbs. (8.2 kg)

ALTMAN

T H E Q U A L I T Y O F L I G H T

Altman Stage Lighting Company, Inc.
57 Alexander Street, Yonkers, NY 10701

914-476-7987

212-569-7777

FAX: 914-963-7304

Specifications

HOUSING: Sheet steel construction.

MATERIALS: Construction employs all corrosion-resistant materials and hardware.

RATING: 120/240 volts AC/DC operation, 8.3/4.2 amps, 1000 watts maximum.

SOCKET: Altman mogul prefocus, toolless relamping.

CABLE: 36" Teflon leads encased in black fiberglass sleeving.

YOKE: Rigid flat steel with dual handles.

LENS: Pyrex fresnel lens with stippling on flat surface.

REFLECTOR: Alzak aluminum, spherical design.

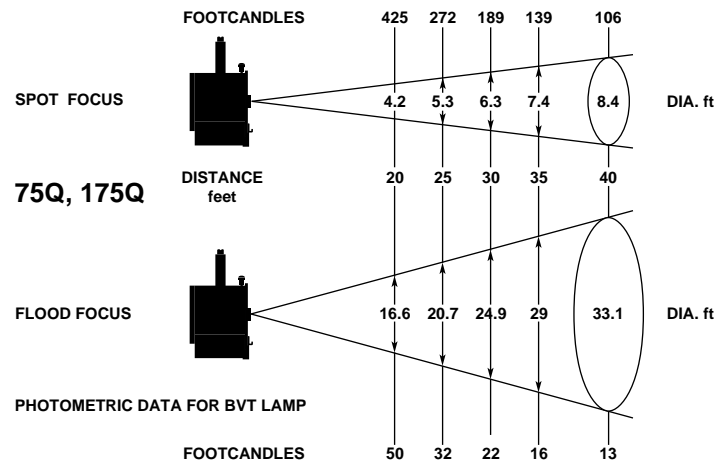
ACCESS DOOR: Hinged, can be opened without use of tools, allowing access to lens and reflector.

FOCUSING: Adjustable with locking thumb screw on bottom surface with the 75Q. Adjustable with easy operated rear mounted screw feed with the 175Q.

FINISH: Baked black enamel, electrostatic application.

ACCESSORIES: Accepts standard 10" accessories.

WEIGHT: Approx. 17 1/2 lbs. for the 75Q, & approx. 18 lbs. for the 175Q.



Accessories

Supplied with luminaire

8-CF Color Frame

Additional Accessories

8-CFB Black Color Frame
 510 Malleable Iron Pipe Clamp
 SC Safety Cable with Spring Clip
 8-BD-4 4-Way Barn Doors
 8-SN Snoot
 195A-8 Color Wheel
 404-8 Motorized Color Wheel

8" FRESNEL PERFORMANCE CHART

Fixture Type	Focus	Candlepower (Candela)	Beam Angle (Degrees)	Field Angle (Degrees)	Efficiency (%)
#75Q & #175Q	Spot	170,000	6.7°	12°	10.3
	Flood	20,000	37°	45°	26.2

LAMP DATA

Fixture Series	Watts	ANSI Code	Manufacturer Lamp Code	Color Temp (°K)	Rated Life (Hours)	Rated Lumens	Correction Factor
Tungsten Halogen Lamps							
8" Fresnel	1000	BVT	Q 1000 T7/CL/MP	3050	500	24,500	1.0
	1000	BVV	Q 1000 T7/4CL/MP	3200	200	28,500	1.2