

Schell Scenic Studio, Inc.

Backdrop Recommendations for the staging of West Side Story

Over a century of service to the
entertainment industry.
EST. 1904





Schell Scenic Studio, Inc.

TEL: (614) 444-9550

FAX: (614) 444-9554

841 South Front Street • Columbus, Ohio • 43206

West Side Story



13-I. Rough Interior

39' x 20'6" - 36 lbs

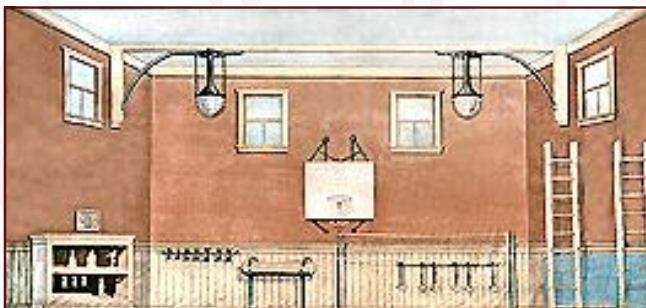
Overall gray interior with brown trim showing non-practical door and transparent window.



30-I. Basement

43' x 20' - 35 lbs

Cement block wall with two basement windows and floor joist ceiling.



36-I. Gymnasium

40' x 21' - 36 lbs


Typical 1940's gymnasium with basketball and volleyball nets, barbells and pommel horse.



36-IA. Gymnasium

43' x 20' - 42 lbs

Concrete block walls, closed bleachers and basketball backboard. Tans, browns and multi-colored banners.



75-A. Slum Street

40' x 21' - 39 lbs

Warehouse and storage buildings in a big city alley or easement.



75-C. Tenement Street

43' x 21' - 36 lbs

Bright and stone apartment buildings with sidewalk in foreground and additional buildings in distance.

All images Copyright © 2015 Schell Scenic Studio, Inc. Any reproduction without permission is strictly prohibited.
Images are intended for reference only. Due to the variations in monitors and printers, accurate color representation is neither implied or guaranteed.

TEL: (614) 444-9550

FAX: (614) 444-9554

841 South Front Street ♦ Columbus, Ohio ♦ 43206

Schell Scenic Studio, Inc.



West Side Story



75-CA. Tenement Street

30' x 16' - 22 lbs

Brick and stone apartment buildings with sidewalks and additional buildings in distance.



75-D. Victorian Street

43' x 21' - 40 lbs

Fronts of Victorian dwellings showing ornate detail, many windows and door entrances.



75-E. Tenement Street

43' x 21' - 40 lbs

Brick and stone apartment buildings with sidewalk, mailbox, and lamppost on street corner.



104. Brick Wall

43' x 22'6" - 37 lbs

Brick wall painted on muslin.



105. Tenement House Side Tabs

(see sizes below)

(1) 10' x 22'6"; (2) 15' x 22'6" - Set is 29 lbs per pair.

Brick houses with non-practical windows.



105-A. Back Alley

43' x 21' - 36 lbs

Back alley with clotheslines strung between fire escapes.

All images Copyright © 2015 Schell Scenic Studio, Inc. Any reproduction without permission is strictly prohibited.
Images are intended for reference only. Due to the variations in monitors and printers, accurate color representation is neither implied or guaranteed.



SHELL SCENIC STUDIO

IS MORE THAN JUST BACKDROPS!

Sure, you know Schell Scenic Studio as the place to go for your theatrical backdrops, but have you explored the many other services that Schell has to offer?

Call today and learn how we can help you in all aspects of your next theatrical production!

- Digital Design Studio
- Large-Format Digital Printing Shop
- Lighting Equipment & Accessories
- Special Effects
- Stage Props & Accessories
- And Much More!



Schell Scenic Studio, Inc.

Backdrop Recommendations for West Side Story

These limited selections can help you get started finding the appropriate drops for your production or event.

West Side Story

Scenic Backdrop #

The action takes place on the West Side of New York City during the last days of summer.

Act I

Prologue: The months before

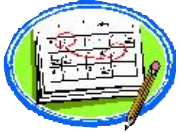

5:00 P.M. - The Street	#75-C
5:30 P.M. - A back yard	#104
6:00 P.M. - The Bridal Shop	
10:00 P.M. - The gym	#36-I, #36-IA
11:00 P.M. - A back alley	#104 with #105, #105-A
Midnight - The drugstore	
The Next Day -	
5:30 P.M. - The Bridal Shop	
6 - 9 P.M. - The Neighborhood	#75-A, #75-C, #75-CA, #75-E
9 P.M. - Under the highway	

Act II

9:15 P.M. - The bedroom	#13-I
10:00 P.M. - Another alley.....	#104, #105-A
11:30 P.M. - The bedroom	#13-I
11:40 P.M. - The drugstore	
11:50 P.M. - The cellar	#30-I
Midnight - The street	#75-C

These are only some of the hundreds of backdrops available at Schell Scenic Studio.
These suggestions are the results of our customers' choices in our many years of service to the theatre.

Things to Do Before You Call:



☒ **Have a calendar handy to check your dates.**

Make sure you know the exact day you need the drops to arrive and when you can ship them out again.

☒ **Plan your rentals in advance.**

During peak backdrop rental seasons (ie. December, June, etc.) it may be necessary to place your rental order 6 - 12 months in advance.

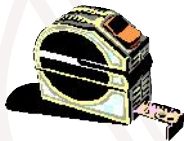


☒ **Have your Schell Scenic Catalog on hand.**

Be sure you've reviewed our policies and procedures.

☒ **Choose two or three back-up choices per backdrop.**

Make sure you write down second or third choices per backdrop.



☒ **Check the measurements of your stage and the drops you are renting.**

Schell Scenic drops come in different dimensions. Make sure that your selected drops will fit your venue.



☒ **Have a credit card ready.**

To place a reservation on a backdrop you may be asked to do so with a major credit card.

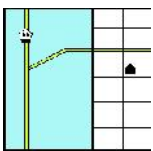


☒ **Get a purchase order number.**

Some organizations require that we place their purchase order numbers on invoices.

☒ **Write down your Schell order number.**

*We will use this number to access individual orders. **Note: Your signed confirmation is required before your order is ready to process.***



☒ **Know your business address.**

UPS can not guarantee timely delivery to residential addresses. This could cause the backdrops to arrive to you later than expected.